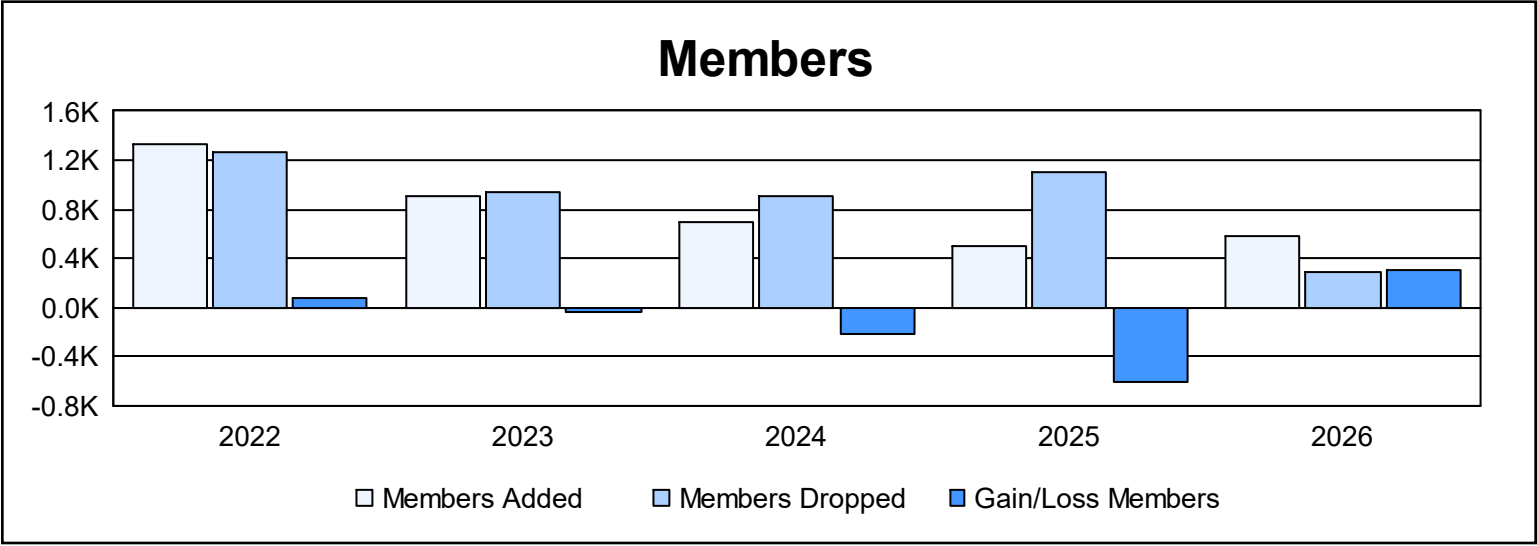
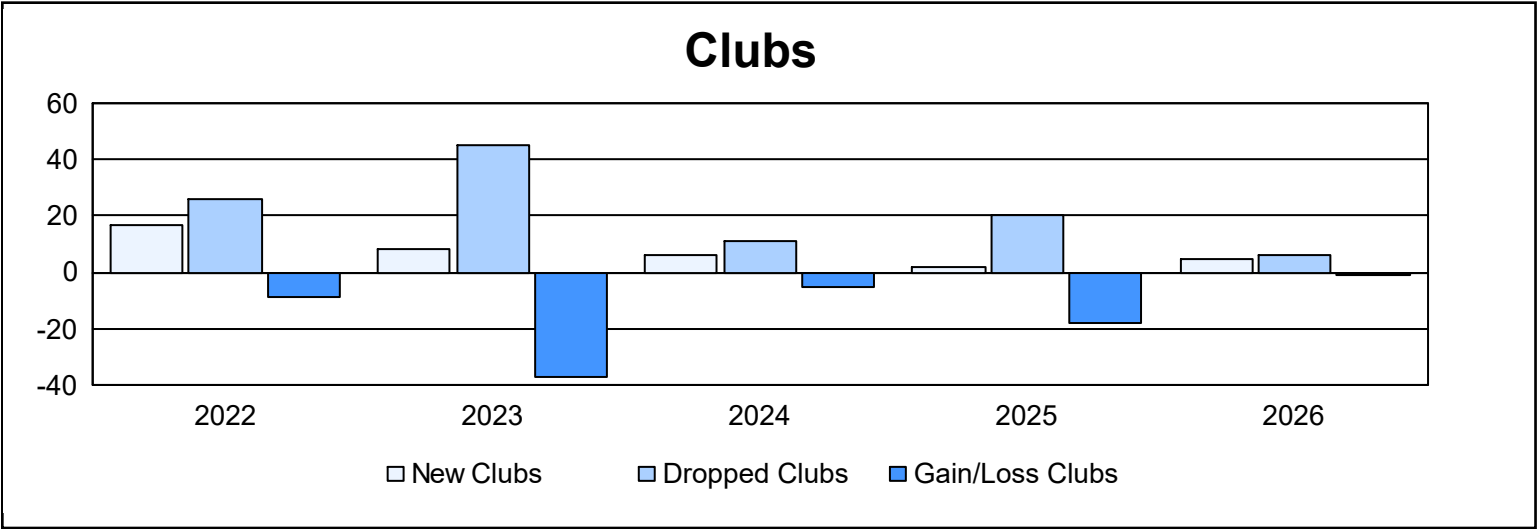
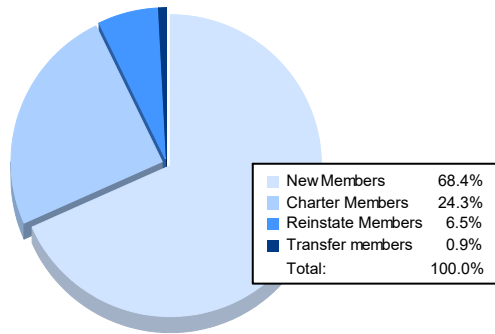


Year	New Clubs	Dropped Clubs	Gain/ Loss Clubs	New Members	Charter Members	Reinstate Members	Transfer Members	Total Member Added	Total Members Dropped	Gain/ Loss Members
2021-2022	17	26	-9	698	445	158	36	1,337	1,268	69
2022-2023	8	45	-37	512	299	47	50	908	939	-31
2023-2024	6	11	-5	402	204	69	13	688	907	-219
2024-2025	2	20	-18	371	46	65	15	497	1,102	-605
2025-2026	5	6	-1	402	143	38	5	588	282	306
Average	8	22	-14	477	227	75	24	804	900	-96



### Membership Composition January 2026 Cumulative



### Gender Composition January 2026 Cumulative

